

ONE-TRANSISTOR RADIO KIT

©This simple radio is designed to detect and amplify by one-transistor.

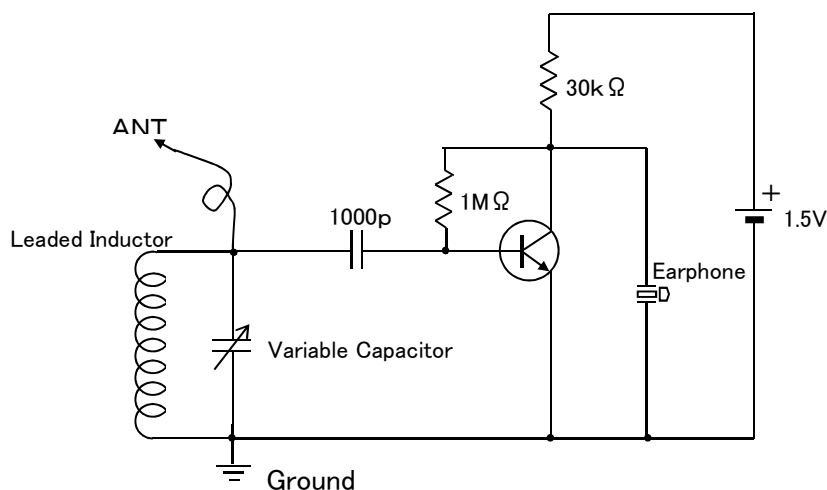
©This radio will give excellent battery life, drawing only 50 uA.

<< List of Parts >> Confirm Parts first !

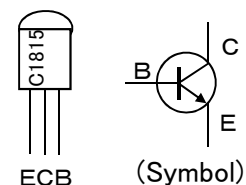
Part Name	Quantity	Remarks
2SC1815GR	1	Transistor
30k Ω	1	Resistor Color Codes (Orange,Black,Orange,Gold)
1M Ω	1	Resistor Color Codes (Brown,Black,Green,Gold)
1000pF	1	Ceramic Capacitor (102)
330uH(※)	1	Leaded Inductor (Orange,Orange,Brown)
Variable Capacitor	1	Tuning Capacitor with Dial
Ceramic Earphone	1	Equivalent to a Crystal Earphone
Crocodile Clip	1	For antenna connection
PVC insulated wire	1	1 m
Battery holder	1	For AA battery
Lug terminal	1	3P
Round hole Spacer	2	For Lug terminal

※Please note that Leaded Inductor (green) used for the antenna coil looks like a resistor.

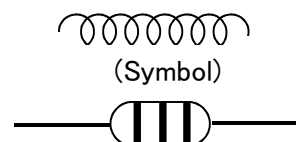
<< Schematic of a Transistor radio >>



Transistor(2SC1815)



Leaded Inductor



<< Circuit Diagram >>

